



TIGER® BRAND

SURFACE MINING CABLES



AmerCable



INDEX



TYPE SHD-GC

2kV	• CPE Jacket	2
	• TPU Jacket	3
5kV	• CPE Jacket	4
	• TPU Jacket	5
8kV	• CPE Jacket	6
	• TPU Jacket	7
15kV	• CPE Jacket	8
	• TPU Jacket	9
25kV	• CPE Jacket	10
	• TPU Jacket	11
35kV	• CPE Jacket	12
	• TPU Jacket	13



OTHER SURFACE MINING CABLES

2kV	• Type W	14
	• Type G-GC	15
	• Drilling Mast (600V - 2kV)	16
	• VFD Cable	17



VALUE ADDED

• Training & Education	18
• Cable Assemblies	19
• Jacket Options	20

AmerCable believes the information presented throughout this catalog to be reliable and current. All information is subject to change without notice. The information listed is approximate, and is presented only as a guide for product selection. We make no claims or warranties for the suitability of any product for any particular application.

AMERCABLE IS COMMITTED TO SAFER, MORE PRODUCTIVE MINING

AmerCable provides outstanding cable products, engineering support, and customer service to help keep your mining operation running efficiently. Order your cables with factory installed couplers or terminations and you're ready to power up! Choose from two robust jacket options for maximize productivity in your operation's environment.



CPE JACKETS

AmerCable's unique mold-cured thermoset Chlorinated Polyethylene jacket provides the physical performance and strength needed to resist wear, tear, abrasion and compression cuts caused by everyday mining use.

This tough, durable jacket is a proven performer in mines throughout the world. AmerCable's engineered cable construction includes a taped-core, integral fill and tandem extrusion of the jacket layers. Two-pass jackets, extruded in tandem, yield an inseparable bond between the layers.



TPU JACKETS

For extremely abrasive environments, AmerCable's Thermoplastic Polyurethane (TPU) jacket provides the extra-tough physical characteristics needed in the roughest mining environments.

Compared to AmerCable's standard CPE jacketing material, TPU provides:

5X more abrasion resistance

2X more tear resistance

2X more tensile strength


Up to
8% Less
Jacket
Weight



Black
(standard)

Blue

Green




Orange

Yellow

Red

AmerCable's CPE and TPU colored jackets experience no loss of physical properties compared to the standard black jacket.


These brightly colored cables can improve mine safety by providing easy circuit identification.



Black
(standard)

Blue

Green



Orange

Yellow

Red



36-503

TYPE SHD-GC CPE JACKET • 2000 VOLTS



Conductors

Flexible tinned copper

Ground Check Conductor²

Flexible tinned copper with yellow polypropylene insulation

Ground Wires (2)

Flexible tinned copper

Insulation

90°C ethylene-propylene rubber (EPR)

Separator Tape

Jacket¹

Reinforced mold-cured thermosetting Chlorinated Polyethylene (CPE) Jacket. Cable identification via permanent marking. Black jacket is standard. Other colors available.



Tape
Non-conducting

Insulation Shielding
Tinned copper and color coded nylon braid

APPLICATION

Heavy duty portable power cable for use in circuits not exceeding 2,000 volts. Designed for applications such as drills, conveyors, pumps and mobile equipment where grounding conductors, a ground check conductor and metallic shielding are required. Recommended maximum continuous conductor temperature is 90°C. Suitable for shallow water submersion.

Cable carries "P-184-MSHA" marking indicating acceptance as flame resistant by the Pennsylvania Department of Environmental Protection and the Mine Safety and Health Administration.

Tiger® Brand Cables meet or exceed ICEA Standards S-75-381/NEMA WC-58, ASTM B-172 and B-33.

RATINGS & APPROVALS

- Mine Safety & Health Administration 184-MSHA.
- Pennsylvania Department of Environmental Protection P-184.
- Insulated Cable Engineers Association S-75-381/ NEMA WC-58. Design standard for mining cables.
- Canadian Standards Association C22.2 No. 96. File 82346, FT1, FT5, -50°C. CSA Phase Color ID available on Type SHD-GC, SHD-BGC up to 35kV. SHD-GC meets FT4 requirement.
- CSA Rated TC-ER
- Suitable for direct burial
- RETIE

36-503-	Power Conductors			Grounding Conductors		Jacket Thickness mils	Nominal Outside Dimensions in.	Approx. Weight lbs. per 1,000 ft.	Ampacity* 40°C Ambient Temp
	Size AWG	No. of Wires per Conductor	Insulation Thickness mils	Size AWG	No. of Wires per Conductor				
006	6	133	70	10	49	155	1.29	1160	93
004	4	259	70	8	133	155	1.40	1490	122
002	2	259	70	6	133	170	1.59	2000	159
001	1	259	80	5	133	190	1.76	2450	184
010	1/0	266	80	4	259	190	1.86	2840	211
020	2/0	323	80	3	259	205	2.00	3400	243
030	3/0	418	80	2	259	205	2.13	3680	279
040	4/0	532	80	1	259	220	2.31	4860	321
250	250	627	95	1/0	266	220	2.51	5950	355
350	350	888	95	2/0	323	235	2.81	7400	435
500	500	1221	95	4/0	532	265	3.19	10100	536

CPE JACKET COLORS



Color/Stripe Combinations For CPE Jackets Only

¹ Jacket – CPE jacket. Black CPE is standard. Colored CPE available upon request.

² Ground Check Conductor – 10 AWG (minimum 49 strand 7x7) ground check conductor on 8 AWG through 2 AWG cable.

8 AWG (minimum 133 strand 7x19) ground check conductor on 1 AWG through 4/0 AWG cable.

6 AWG (minimum 133 strand 7x19) ground check conductor on 250 kcmil and larger cable.

* Ampacity – Based on continuous duty at 90°C conductor temperature.

Tolerances – ± 5% of nominal outside diameter



36-502

TYPE SHD-GC TPU JACKET • 2000 VOLTS



Conductors

Flexible tinned copper

Ground Check Conductor²

Flexible tinned copper with yellow polypropylene insulation

Ground Wires (2)

Flexible tinned copper

Insulation

90°C ethylene-propylene rubber (EPR)

Separator Tape

Jacket¹

Thermoplastic Polyurethane (TPU) Jacket.
Cable identification via permanent marking.
Black jacket is standard.
Other colors available.



APPLICATION

Heavy duty portable power cable for use in circuits not exceeding 2,000 volts. Designed for applications such as drills, conveyors, pumps and mobile equipment where grounding conductors, a ground check conductor and metallic shielding are required. Recommended maximum continuous conductor temperature is 90°C. Suitable for shallow water submersion.

Cable carries "P-184-MSHA" marking indicating acceptance as flame resistant by the Pennsylvania Department of Environmental Protection and the Mine Safety and Health Administration.

Tiger® Brand Cables meet or exceed ICEA Standards S-75-381/NEMA WC-58, ASTM B-172 and B-33.

RATINGS & APPROVALS

- Mine Safety & Health Administration 184-MSHA.
- Pennsylvania Department of Environmental Protection P-184.
- Insulated Cable Engineers Association S-75-381/NEMA WC-58. Design standard for mining cables.
- Canadian Standards Association C22.2 No. 96. File 82346, FT1, FT5, -50°C. CSA Phase Color ID available on Type SHD-GC, SHD-BGC up to 35kV.

36-502-	Power Conductors			Grounding Conductors		Jacket Thickness mils	Nominal Outside Dimensions in.	Approx. Weight lbs. per 1,000 ft.	Ampacity* 40°C Ambient Temp
	Size AWG	No. of Wires per Conductor	Insulation Thickness mils	Size AWG	No. of Wires per Conductor				
006	6	133	70	10	49	155	1.29	1069	93
004	4	259	70	8	133	155	1.40	1295	122
002	2	259	70	6	133	170	1.59	1778	159
001	1	259	80	5	133	190	1.76	2163	184
010	1/0	266	80	4	259	190	1.86	2508	211
020	2/0	323	80	3	259	205	2.00	3001	243
030	3/0	418	80	2	259	205	2.13	3470	279
040	4/0	532	80	1	259	220	2.31	4192	321
250	250	627	95	1/0	266	220	2.51	5213	355
350	350	888	95	2/0	323	235	2.81	6824	435
500	500	1221	95	4/0	532	265	3.19	9014	536

TPU JACKET COLORS



¹ Jacket – Standard jacket is black.

² Ground Check Conductor – 10 AWG (minimum 49 strand 7x7) ground check conductor on 8 AWG through 2 AWG cable.

8 AWG (minimum 133 strand 7x19) ground check conductor on 1 AWG through 4/0 AWG cable.

6 AWG (minimum 133 strand 7x19) ground check conductor on 250 kcmil and larger cable.

* Ampacity – Based on continuous duty at 90°C conductor temperature.

Tolerances – ± 5% of nominal outside diameter



36-515

TYPE SHD-GC CPE JACKET • 5000 VOLTS



Conductors

Flexible tinned copper

Ground Check Conductor²

Flexible tinned copper with yellow polypropylene insulation

Strand Shield

Semi-conducting layer

Ground Wires (2)

Flexible tinned copper

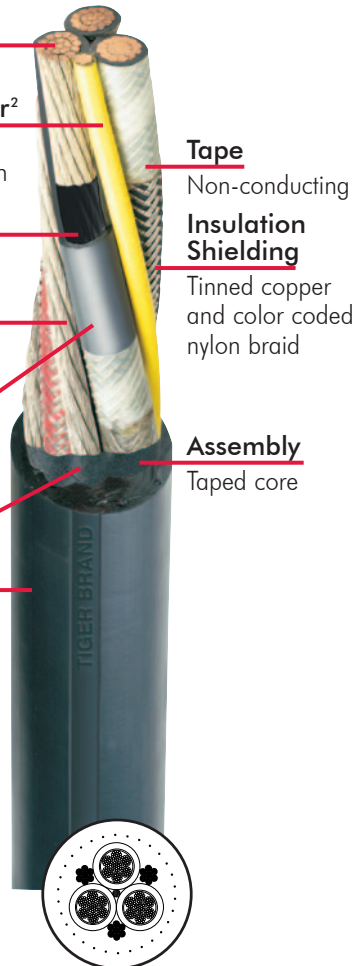
Insulation

90°C ethylene-propylene rubber (EPR)

Separator Tape

Jacket¹

Reinforced mold-cured thermosetting Chlorinated Polyethylene (CPE) Jacket. Cable identification via permanent marking. Black jacket is standard. Other colors available.



APPLICATION

Heavy duty portable power cable for use in circuits not exceeding 5,000 volts. Designed for applications such as drills, conveyors, pumps and mobile equipment where grounding conductors, a ground check conductor and metallic shielding are required. Recommended maximum continuous conductor temperature is 90°C. Suitable for shallow water submersion.

Cable carries "P-184-MSHA" marking indicating acceptance as flame resistant by the Pennsylvania Department of Environmental Protection and the Mine Safety and Health Administration.

Tiger® Brand Cables meet or exceed ICEA Standards S-75-381/NEMA WC-58, ASTM B-172 and B-33.

RATINGS & APPROVALS

- Mine Safety & Health Administration 184-MSHA.
- Pennsylvania Department of Environmental Protection P-184.
- Insulated Cable Engineers Association S-75-381/ NEMA WC-58. Design standard for mining cables.
- Canadian Standards Association C22.2 No. 96. File 82346, FT1, FT5, -50°C. CSA Phase Color ID available on Type SHD-GC, SHD-BGC up to 35kV. SHD-GC meets FT4 requirement.
- CSA Rated TC-ER
- Suitable for direct burial
- RETIE

36-515-	Power Conductors			Grounding Conductors		Jacket Thickness mils	Nominal Outside Dimensions in.	Approx. Weight lbs. per 1,000 ft.	Ampacity* 40°C Ambient Temp
	Size AWG	No. of Wires per Conductor	Insulation Thickness mils	Size AWG	No. of Wires per Conductor				
006	6	133	110	10	49	185	1.56	1560	93
004	4	259	110	8	133	185	1.68	1920	122
002	2	259	110	6	133	205	1.87	2500	159
001	1	259	110	5	133	205	1.95	2860	184
010	1/0	266	110	4	259	220	2.08	3390	211
020	2/0	323	110	3	259	220	2.20	3830	243
030	3/0	418	110	2	259	235	2.36	4418	279
040	4/0	532	110	1	259	235	2.50	5300	321
250	250	627	120	1/0	266	250	2.69	6450	355
350	350	888	120	2/0	323	265	2.95	7880	435
500	500	1221	120	4/0	532	280	3.31	10440	536

CPE JACKET COLORS



Color/Stripe Combinations For CPE Jackets Only

¹ Jacket – CPE jacket. Black CPE is standard. Colored CPE available upon request.

² Ground Check Conductor – 10 AWG (minimum 49 strand 7x7) ground check conductor on 8 AWG through 2 AWG cable.

8 AWG (minimum 133 strand 7x19) ground check conductor on 1 AWG through 4/0 AWG cable.

6 AWG (minimum 133 strand 7x19) ground check conductor on 250 kcmil and larger cable.

* Ampacity – Based on continuous duty at 90°C conductor temperature.

Tolerances – ± 5% of nominal outside diameter



36-514



TYPE SHD-GC 3/C TPU JACKET • 5000 VOLTS

Conductors

Flexible tinned copper

Ground Check Conductor²

Flexible tinned copper with yellow polypropylene insulation

Strand Shield

Semi-conducting layer

Ground Wires (2)

Flexible tinned copper

Insulation

90°C ethylene-propylene rubber (EPR)

Separator Tape

Jacket¹

Thermoplastic Polyurethane (TPU) Jacket.
Cable identification via permanent marking.
Black jacket is standard.
Shown with optional blue jacket.



APPLICATION

Heavy duty portable power cable for use in circuits not exceeding 5,000 volts. Designed for applications such as drills, conveyors, pumps and mobile equipment where grounding conductors, a ground check conductor and metallic shielding are required. Recommended maximum continuous conductor temperature is 90°C. Suitable for shallow water submersion.

Cable carries "P-184-MSHA" marking indicating acceptance as flame resistant by the Pennsylvania Department of Environmental Protection and the Mine Safety and Health Administration.

Tiger® Brand Cables meet or exceed ICEA Standards S-75-381/NEMA WC-58, ASTM B-172 and B-33.

RATINGS & APPROVALS

- Mine Safety & Health Administration 184-MSHA.
- Pennsylvania Department of Environmental Protection P-184.
- Insulated Cable Engineers Association S-75-381/NEMA WC-58. Design standard for mining cables.
- Canadian Standards Association C22.2 No. 96. File 82346, FT1, FT5, -50°C. CSA Phase Color ID available on Type SHD-GC, SHD-BGC up to 35kV.

36-514	Power Conductors			Grounding Conductors		Jacket Thickness mils	Nominal Outside Dimensions in.	Approx. Weight lbs. per 1,000 ft.	Ampacity* 40°C Ambient Temp
	Size AWG	No. of Wires per Conductor	Insulation Thickness mils	Size AWG	No. of Wires per Conductor				
006	6	133	110	10	49	185	1.56	1342	93
004	4	259	110	8	133	185	1.68	1629	122
002	2	259	110	6	133	205	1.87	2228	159
001	1	259	110	5	133	205	1.95	2447	184
010	1/0	266	110	4	259	220	2.08	2760	211
020	2/0	323	110	3	259	220	2.20	3238	243
030	3/0	418	110	2	259	235	2.36	3792	279
040	4/0	532	110	1	259	235	2.50	4548	321
250	250	627	120	1/0	266	250	2.69	5427	355
350	350	888	120	2/0	323	265	2.95	7070	435
500	500	1221	120	4/0	532	280	3.31	9407	536

TPU JACKET COLORS



¹ Jacket – Standard jacket is black.

² Ground Check Conductor – 10 AWG (minimum 49 strand 7x7) ground check conductor on 8 AWG through 2 AWG cable.

8 AWG (minimum 133 strand 7x19) ground check conductor on 1 AWG through 4/0 AWG cable.

6 AWG (minimum 133 strand 7x19) ground check conductor on 250 kcmil and larger cable.

* Ampacity – Based on continuous duty at 90°C conductor temperature.

Tolerances – ± 5% of nominal outside diameter



36-517

TYPE SHD-GC CPE JACKET • 8000 VOLTS



Conductors

Flexible tinned copper

Ground Check Conductor²

Flexible tinned copper with yellow polypropylene insulation

Strand Shield

Semi-conducting layer

Ground Wires (2)

Flexible tinned copper

Insulation

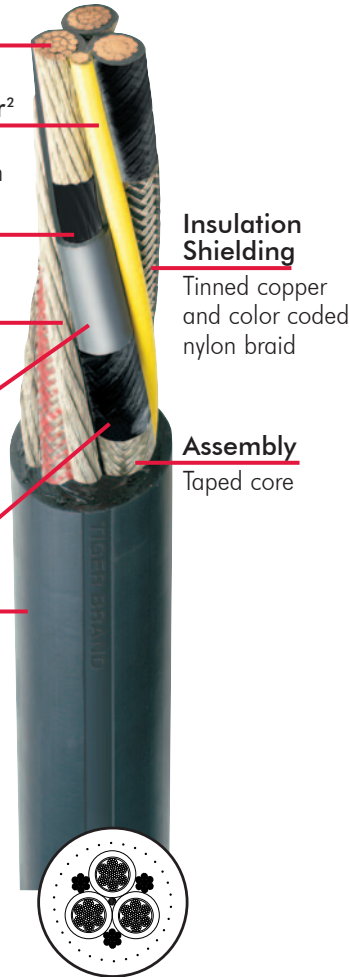
90°C ethylene-propylene rubber (EPR)

Insulation Shielding

Semi-conducting tape

Jacket¹

Reinforced mold-cured thermosetting Chlorinated Polyethylene (CPE) Jacket. Cable identification via permanent marking. Black jacket is standard. Other colors available.



APPLICATION

Heavy duty portable power cable for use in circuits not exceeding 8,000 volts. Designed for applications such as drills, conveyors, pumps and mobile equipment where grounding conductors, a ground check conductor and metallic shielding are required. Recommended maximum continuous conductor temperature is 90°C. Suitable for shallow water submersion.

Cable carries "P-184-MSHA" marking indicating acceptance as flame resistant by the Pennsylvania Department of Environmental Protection and the Mine Safety and Health Administration.

Tiger® Brand Cables meet or exceed ICEA Standards S-75-381/NEMA WC-58, ASTM B-172 and B-33.

RATINGS & APPROVALS

- Mine Safety & Health Administration 184-MSHA.
- Pennsylvania Department of Environmental Protection P-184.
- Insulated Cable Engineers Association S-75-381/ NEMA WC-58. Design standard for mining cables.
- Canadian Standards Association C22.2 No. 96. File 82346, FT1, FT5, -50°C. CSA Phase Color ID available on Type SHD-GC, SHD-BGC up to 35kV. SHD-GC meets FT4 requirement.
- CSA Rated TC-ER
- Suitable for direct burial

36-517-	Power Conductors			Grounding Conductors		Jacket Thickness mils	Nominal Outside Dimensions in.	Approx. Weight lbs. per 1,000 ft.	Ampacity* 40°C Ambient Temp
	Size AWG	No. of Wires per Conductor	Insulation Thickness mils	Size AWG	No. of Wires per Conductor ²				
004	4	259	150	8	133	205	1.94	2180	122
002	2	259	150	6	133	220	2.12	2830	159
001	1	259	150	5	133	220	2.21	3350	184
010	1/0	266	150	4	259	220	2.32	3590	211
020	2/0	323	150	3	259	235	2.46	4190	243
030	3/0	418	150	2	259	250	2.62	5075	279
040	4/0	532	150	1	259	250	2.75	5660	321
250	250	627	150	1/0	266	250	2.89	6740	355
350	350	888	150	2/0	323	280	3.20	8460	435
500	500	1221	150	4/0	532	295	3.56	10700	536

CPE JACKET COLORS



Color/Stripe Combinations For CPE Jackets Only

¹ Jacket – CPE jacket. Black CPE is standard. Colored CPE available upon request.

² Ground Check Conductor – 10 AWG (minimum 49 strand 7x7) ground check conductor on 8 AWG through 2 AWG cable.

8 AWG (minimum 133 strand 7x19) ground check conductor on 1 AWG through 4/0 AWG cable.

6 AWG (minimum 133 strand 7x19) ground check conductor on 250 kamil and larger cable.

* Ampacity – Based on continuous duty at 90°C conductor temperature.

Tolerances – ± 5% of nominal outside diameter



36-518



TYPE SHD-GC 3/C TPU JACKET • 8000 VOLTS

Conductors

Flexible tinned copper

Ground Check Conductor²

Flexible tinned copper with yellow polypropylene insulation

Strand Shield

Semi-conducting layer

Insulation

90°C ethylene-propylene rubber (EPR)

Ground Wires (2)

Flexible tinned copper

Insulation Shielding

Semi-conducting tape

Jacket¹

Thermoplastic Polyurethane (TPU) Jacket.
Cable identification via permanent marking.
Black jacket is standard.
Shown with optional red jacket.



Insulation Shielding

Tinned copper and color coded nylon braid

Fillers

Assembly
Taped core

RUBBER FILLER and TAPE CORE

APPLICATION

Heavy duty portable power cable for use in circuits not exceeding 8,000 volts. Designed for applications such as drills, conveyors, pumps and mobile equipment where grounding conductors, a ground check conductor and metallic shielding are required. Recommended maximum continuous conductor temperature is 90°C. Suitable for shallow water submersion.

Cable carries "P-184-MSHA" marking indicating acceptance as flame resistant by the Pennsylvania Department of Environmental Protection and the Mine Safety and Health Administration.

Tiger® Brand Cables meet or exceed ICEA Standards S-75-381/NEMA WC-58, ASTM B-172 and B-33.

RATINGS & APPROVALS

- Mine Safety & Health Administration 184-MSHA.
- Pennsylvania Department of Environmental Protection P-184.
- Insulated Cable Engineers Association S-75-381/NEMA WC-58. Design standard for mining cables.
- Canadian Standards Association C22.2 No. 96. File 82346, FT1, FT5, -50°C. CSA Phase Color ID available on Type SHD-GC, SHD-BGC up to 35kV.

36-518-	Power Conductors			Grounding Conductors		Jacket Thickness mils	Nominal Outside Dimensions in.	Approx. Weight lbs. per 1,000 ft.	Ampacity* 40°C Ambient Temp
	Size AWG	No. of Wires per Conductor	Insulation Thickness mils	Size AWG	No. of Wires per Conductor ²				
004	4	259	150	8	133	205	1.94	2019	122
002	2	259	150	6	133	220	2.12	2603	159
001	1	259	150	5	133	220	2.21	2913	184
010	1/0	266	150	4	259	220	2.32	3351	211
020	2/0	323	150	3	259	235	2.46	3946	243
030	3/0	418	150	2	259	250	2.62	4582	279
040	4/0	532	150	1	259	250	2.75	5321	321
250	250	627	150	1/0	266	250	2.89	6101	355
350	350	888	150	2/0	323	280	3.20	7696	435
500	500	1221	150	4/0	532	295	3.56	10199	536

TPU JACKET COLORS



¹ Jacket – Standard jacket is black.

² Ground Check Conductor – 10 AWG (minimum 49 strand 7x7) ground check conductor on 8 AWG through 2 AWG cable.

8 AWG (minimum 133 strand 7x19) ground check conductor on 1 AWG through 4/0 AWG cable.

6 AWG (minimum 133 strand 7x19) ground check conductor on 250 kcmil and larger cable.

* Ampacity – Based on continuous duty at 90°C conductor temperature.

Tolerances – ± 5% of nominal outside diameter



36-519

TYPE SHD-GC CPE JACKET • 15000 VOLTS



Conductors

Flexible tinned copper

Ground Check Conductor²

Flexible tinned copper with yellow polypropylene insulation

Strand Shield

Semi-conducting layer

Ground Wires (2)

Flexible tinned copper

Insulation

90°C ethylene-propylene rubber (EPR)

Insulation Shielding

Semi-conducting tape

Jacket¹

Reinforced mold-cured thermosetting Chlorinated Polyethylene (CPE) Jacket. Cable identification via permanent marking. Black jacket is standard. Other colors available.



Insulation Shielding

Tinned copper and color coded nylon braid

Assembly

Taped core

APPLICATION

Heavy duty portable power cable for use in circuits not exceeding 15,000 volts. Designed for applications such as drills, conveyors, pumps and mobile equipment where grounding conductors, a ground check conductor and metallic shielding are required. Recommended maximum continuous conductor temperature is 90°C. Suitable for shallow water submersion.

Cable carries "P-184-MSHA" marking indicating acceptance as flame resistant by the Pennsylvania Department of Environmental Protection and the Mine Safety and Health Administration.

Tiger® Brand Cables meet or exceed ICEA Standards S-75-381/NEMA WC-58, ASTM B-172 and B-33.

RATINGS & APPROVALS

- Mine Safety & Health Administration 184-MSHA.
- Pennsylvania Department of Environmental Protection P-184.
- Insulated Cable Engineers Association S-75-381/NEMA WC-58. Design standard for mining cables.
- Canadian Standards Association C22.2 No. 96. File 82346, FT1, FT5, -50°C. CSA Phase Color ID available on Type SHD-GC, SHD-BGC up to 35kV. SHD-GC meets FT4 requirement.
- CSA Rated TC-ER
- Suitable for direct burial

36-519-	Power Conductors			Grounding Conductors		Jacket Thickness mils	Nominal Outside Dimensions in.	Approx. Weight lbs. per 1,000 ft.	Ampacity* 40°C Ambient Temp
	Size AWG	No. of Wires per Conductor	Insulation Thickness mils	Size AWG	No. of Wires per Conductor				
002	2	259	210	6	133	235	2.41	3500	164
001	1	259	210	5	133	235	2.52	4080	187
010	1/0	266	210	4	259	250	2.64	4610	215
020	2/0	323	210	3	259	250	2.73	4890	246
030	3/0	418	210	2	259	265	2.90	5589	283
040	4/0	532	210	1	259	265	3.05	6820	325
250	250	627	210	1/0	266	265	3.15	6960	359
350	350	888	210	2/0	323	280	3.40	9128	437
500	500	1221	210	4/0	532	280	3.68	11020	534

CPE JACKET COLORS



Color/Stripe Combinations For CPE Jackets Only

¹ Jacket – CPE jacket. Black CPE is standard. Colored CPE available upon request.

² Ground Check Conductor – 10 AWG (minimum 49 strand 7x7) ground check conductor on 8 AWG through 2 AWG cable.

8 AWG (minimum 133 strand 7x19) ground check conductor on 1 AWG through 4/0 AWG cable.

6 AWG (minimum 133 strand 7x19) ground check conductor on 250 kcmil and larger cable.

* Ampacity – Based on continuous duty at 90°C conductor temperature.

Tolerances – ± 5% of nominal outside diameter



36-521



TYPE SHD-GC 3/C TPU JACKET • 15000 VOLTS

Conductors

Flexible tinned copper

Ground Check Conductor²

Flexible tinned copper with yellow polypropylene insulation

Strand Shield

Semi-conducting layer

Ground Wires (2)

Flexible tinned copper

Insulation

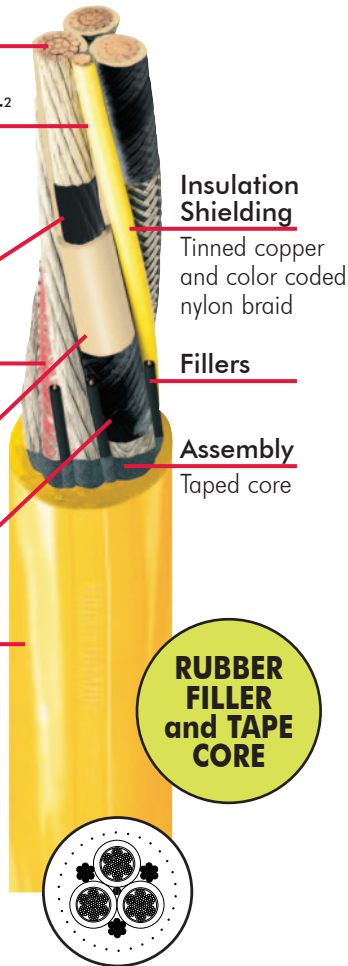
90°C ethylene-propylene rubber (EPR)

Insulation Shielding

Semi-conducting tape

Jacket¹

Thermoplastic Polyurethane (TPU) Jacket. Cable identification via permanent marking. Black jacket is standard. Shown with optional yellow jacket.



APPLICATION

Heavy duty portable power cable for use in circuits not exceeding 15,000 volts. Designed for applications such as drills, conveyors, pumps and mobile equipment where grounding conductors, a ground check conductor and metallic shielding are required. Recommended maximum continuous conductor temperature is 90°C. Suitable for shallow water submersion.

Cable carries "P-184-MSHA" marking indicating acceptance as flame resistant by the Pennsylvania Department of Environmental Protection and the Mine Safety and Health Administration.

Tiger® Brand Cables meet or exceed ICEA Standards S-75-381/NEMA WC-58, ASTM B-172 and B-33.

RATINGS & APPROVALS

- Mine Safety & Health Administration 184-MSHA.
- Pennsylvania Department of Environmental Protection P-184.
- Insulated Cable Engineers Association S-75-381/ NEMA WC-58. Design standard for mining cables.
- Canadian Standards Association C22.2 No. 96. File 82346, FT1, FT5, -50°C. CSA Phase Color ID available on Type SHD-GC, SHD-BGC up to 35kV.

36-521 -	Power Conductors			Grounding Conductors		Jacket Thickness mils	Nominal Outside Dimensions in.	Approx. Weight lbs. per 1,000 ft.	Ampacity [*] 40°C Ambient Temp
	Size AWG	No. of Wires per Conductor	Insulation Thickness mils	Size AWG	No. of Wires per Conductor				
002	2	259	210	6	133	235	2.41	3145	164
001	1	259	210	5	133	235	2.52	3567	187
010	1/0	266	210	4	259	250	2.64	3976	215
020	2/0	323	210	3	259	255	2.73	4526	246
030	3/0	418	210	2	259	265	2.90	5231	283
040	4/0	532	210	1	259	265	3.05	6033	325
250	250	627	210	1/0	266	265	3.15	6602	359
350	350	888	210	2/0	323	280	3.40	8306	437
500	500	1221	210	4/0	532	280	3.68	10497	534

TPU JACKET COLORS



¹ Jacket – Standard jacket is black.

² Ground Check Conductor – 10 AWG (minimum 49 strand 7x7) ground check conductor on 8 AWG through 2 AWG cable.

8 AWG (minimum 133 strand 7x19) ground check conductor on 1 AWG through 4/0 AWG cable.

6 AWG (minimum 133 strand 7x19) ground check conductor on 250 kcmil and larger cable.

* Ampacity – Based on continuous duty at 90°C conductor temperature.

Tolerances – ± 5% of nominal outside diameter



36-525

TYPE SHD-GC CPE JACKET • 25000 VOLTS



Conductors

Flexible tinned copper

Ground Check Conductor²

Flexible tinned copper with yellow polypropylene insulation

Strand Shield

Semi-conducting layer

Ground Wires (2)

Flexible tinned copper

Insulation Shielding

Semi-conducting rubber and semi-conductive tape

Jacket¹

Reinforced mold-cured thermosetting Chlorinated Polyethylene (CPE) Jacket. Cable identification via permanent marking. Black jacket is standard. Other colors available.



Insulation Shielding

Tinned copper and color coded nylon braid

Insulation

90°C ethylene-propylene rubber (EPR)

Assembly

Taped core

APPLICATION

Heavy duty portable power cable for use in circuits not exceeding 25,000 volts. Designed for applications such as drills, conveyors, pumps and mobile equipment where grounding conductors, a ground check conductor and metallic shielding are required. Recommended maximum continuous conductor temperature is 90°C. Suitable for shallow water submersion.

Cable carries "P-184-MSHA" marking indicating acceptance as flame resistant by the Pennsylvania Department of Environmental Protection and the Mine Safety and Health Administration.

Tiger® Brand Cables meet or exceed ICEA Standards S-75-381/NEMA WC-58, ASTM B-172 and B-33.

RATINGS & APPROVALS

- Mine Safety & Health Administration 184-MSHA.
- Pennsylvania Department of Environmental Protection P-184.
- Insulated Cable Engineers Association S-75-381/NEMA WC-58. Design standard for mining cables.
- Canadian Standards Association C22.2 No. 96. File 82346, FT1, FT5, -50°C. CSA Phase Color ID available on Type SHD-GC, SHD-BGC up to 35kV. SHD-GC meets FT4 requirement.
- CSA Rated TC-ER
- Suitable for direct burial

36-525-	Power Conductors			Grounding Conductors		Jacket Thickness mils	Nominal Outside Dimensions in.	Approx. Weight lbs. per 1,000 ft.	Ampacity* 40°C Ambient Temp
	Size AWG	No. of Wires per Conductor	Insulation Thickness mils	Size AWG	No. of Wires per Conductor				
001	1	259	260	5	133	265	2.95	5320	191
010	1/0	266	260	4	259	265	3.05	5840	218
020	2/0	323	260	3	259	280	3.20	6550	249
030	3/0	418	260	2	259	280	3.33	6670	286
040	4/0	532	260	1	259	295	3.50	8350	327
250	250	627	260	1/0	266	295	3.54	8085	360
350	350	888	260	2/0	323	295	3.85	10040	439

¹ Jacket – CPE jacket. Black CPE is standard. Colored CPE available upon request.

² Ground Check Conductor – 10 AWG (minimum 49 strand 7x7) ground check conductor on 8 AWG through 2 AWG cable.

8 AWG (minimum 133 strand 7x19) ground check conductor on 1 AWG through 4/0 AWG cable.

6 AWG (minimum 133 strand 7x19) ground check conductor on 250 kcmil and larger cable.

* Ampacity – Based on continuous duty at 90°C conductor temperature.

Tolerances – ± 5% of nominal outside diameter

CPE JACKET COLORS



Color/Stripe Combinations For CPE Jackets Only



36-526

TYPE SHD-GC 3/C TPU JACKET • 25000 VOLTS



Conductors

Flexible tinned copper

Ground Check Conductor²

Flexible tinned copper with yellow polypropylene insulation

Strand Shield

Semi-conducting layer

Insulation

90°C ethylene-propylene rubber (EPR)

Ground Wires (2)

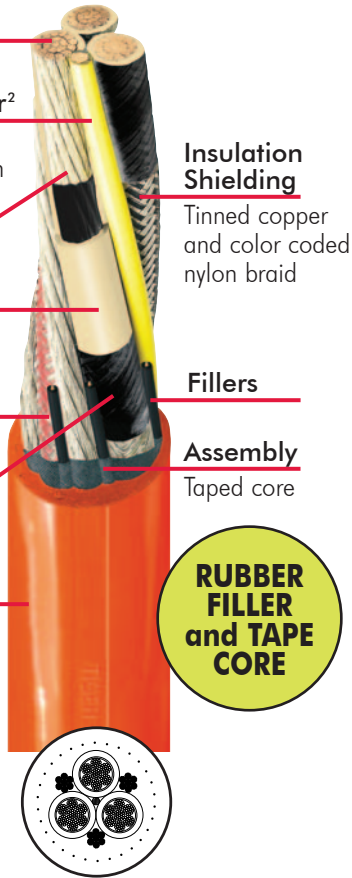
Flexible tinned copper

Insulation Shielding

Semi-conducting rubber and semi-conductive tape

Jacket¹

Thermoplastic Polyurethane (TPU) Jacket.
Cable identification via permanent marking.
Black jacket is standard.
Shown with optional orange jacket.



Insulation Shielding

Tinned copper and color coded nylon braid

Fillers

Assembly
Taped core

RUBBER FILLER and TAPE CORE

APPLICATION

Heavy duty portable power cable for use in circuits not exceeding 25,000 volts. Designed for applications such as drills, conveyors, pumps and mobile equipment where grounding conductors, a ground check conductor and metallic shielding are required. Recommended maximum continuous conductor temperature is 90°C. Suitable for shallow water submersion.

Cable carries "P-184-MSHA" marking indicating acceptance as flame resistant by the Pennsylvania Department of Environmental Protection and the Mine Safety and Health Administration.

Tiger® Brand Cables meet or exceed ICEA Standards S-75-381/NEMA WC-58, ASTM B-172 and B-33.

RATINGS & APPROVALS

- Mine Safety & Health Administration 184-MSHA.
- Pennsylvania Department of Environmental Protection P-184.
- Insulated Cable Engineers Association S-75-381/NEMA WC-58. Design standard for mining cables.
- Canadian Standards Association C22.2 No. 96. File 82346, FT1, FT5, -50°C. CSA Phase Color ID available on Type SHD-GC, SHD-BGC up to 35kV.

36-526-	Power Conductors			Grounding Conductors		Jacket Thickness mils	Nominal Outside Dimensions in.	Approx. Weight lbs. per 1,000 ft.	Ampacity* 40°C Ambient Temp
	Size AWG	No. of Wires per Conductor	Insulation Thickness mils	Size AWG	No. of Wires per Conductor				
001	1	259	260	5	133	265	2.95	4410	191
010	1/0	266	260	4	259	265	3.05	4866	218
020	2/0	323	260	3	259	280	3.20	5560	249
030	3/0	418	260	2	259	280	3.33	6192	286
040	4/0	532	260	1	259	295	3.50	7110	327
250	250	627	260	1/0	266	295	3.54	7692	360
350	350	888	260	2/0	323	295	3.85	9608	439

TPU JACKET COLORS



¹ Jacket – Standard jacket is black.

² Ground Check Conductor – 10 AWG (minimum 49 strand 7x7) ground check conductor on 8 AWG through 2 AWG cable.

8 AWG (minimum 133 strand 7x19) ground check conductor on 1 AWG through 4/0 AWG cable.

6 AWG (minimum 133 strand 7x19) ground check conductor on 250 kcmil and larger cable.

* Ampacity – Based on continuous duty at 90°C conductor temperature.

Tolerances – ± 5% of nominal outside diameter



36-535

TYPE SHD-GC CPE JACKET • 35000 VOLTS



Conductors

Flexible tinned copper

Ground Check Conductor²

Flexible tinned copper with yellow polypropylene insulation

Strand Shield

Semi-conducting layer

Ground Wires (2)


Flexible tinned copper

Insulation Shielding

Semi-conducting rubber and semi-conductive tape

Jacket¹

Reinforced mold-cured thermosetting Chlorinated Polyethylene (CPE) Jacket. Cable identification via permanent marking. Black jacket is standard. Other colors available.



Insulation Shielding

Tinned copper and color coded nylon braid

Insulation

90°C ethylene-propylene rubber (EPR)

Assembly

Taped core

APPLICATION

Heavy duty portable power cable for use in circuits not exceeding 35,000 volts. Designed for applications such as drills, conveyors, pumps and mobile equipment where grounding conductors, a ground check conductor and metallic shielding are required. Recommended maximum continuous conductor temperature is 90°C. Suitable for shallow water submersion.

Cable carries "LR 82346" marking indicating approval to the Canadian Standards Association specification for Portable Power Cables C22.2 No. 96-17.

Tiger® Brand mining cables meet or exceed ASTM B-172 and B-33.

RATINGS & APPROVALS

- Canadian Standards Association C22.2 No. 96 File 82346, FT1, FT4, FT5, -50°C Type SHD, SHD-GC, SHD-BGC up to 35kV.
- CSA rated TC-ER
- Suitable for direct burial

100% INSULATION LEVEL

36-535-	Size AWG	Power Conductors		Grounding Conductors		Jacket Thickness mm	Ground Check Conductor Size AWG*	Nominal Outside Dimensions mm	Approx. Weight kg/km	Ampacity** 30°C Ambient Temp
		No. of Wires per Conductor	Insulation Thickness mm	Size AWG	Minimum No. of Wires per Conductor					
001CSA	1	259	8.76	6	133	7.11	8	85.30	8639	211
010CSA	1/0	266	8.76	5	133	7.11	8	87.30	9296	241
020CSA	2/0	323	8.76	4	259	7.49	8	91.50	10490	275
030CSA	3/0	418	8.76	3	259	7.49	8	94.50	11518	316
040CSA	4/0	532	8.76	2	259	7.49	8	98.30	12770	361
250CSA	250	627	8.76	1	259	7.49	8	100.00	13917	397
350CSA	350	888	8.76	1/0	266	7.87	8	107.40	16565	483

* Larger GC conductor sizes available upon request.


133% insulation level available on request

¹ Jacket – CPE jacket. Black CPE is standard. Colored CPE available upon request.

** Ampacity – Based on continuous duty at 90°C conductor temperature.

Tolerances – ± 5% of nominal outside diameter

CPE JACKET COLORS



Color/Stripe Combinations For CPE Jackets Only



36-536



TYPE SHD-GC 3/C TPU JACKET • 35000 VOLTS

Conductors

Flexible tinned copper

Ground Check Conductor²

Flexible tinned copper with yellow polypropylene insulation

Strand Shield

Semi-conducting layer

Insulation

90°C ethylene-propylene rubber (EPR)

Ground Wires (2)

Flexible tinned copper

Insulation Shielding

Semi-conducting rubber and semi-conductive tape

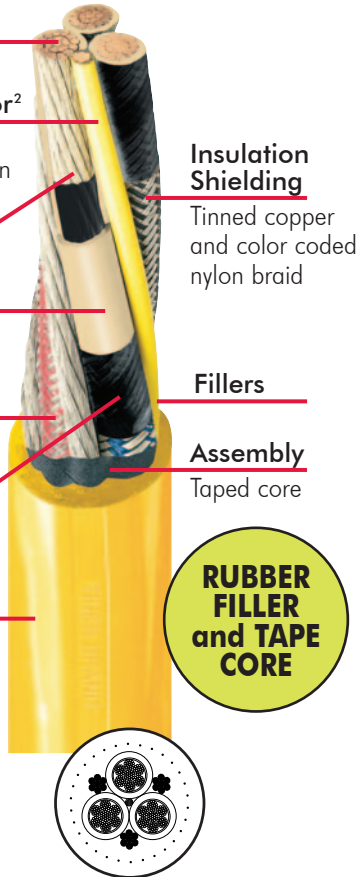
Jacket¹

Thermoplastic Polyurethane (TPU) Jacket.

Cable identification via permanent marking.

Black jacket is standard.

Shown with optional yellow jacket.



Insulation Shielding

Tinned copper and color coded nylon braid

Fillers

Assembly
Taped core

RUBBER FILLER and TAPE CORE

APPLICATION

Heavy duty portable power cable for use in circuits not exceeding 35,000 volts. Designed for applications such as drills, conveyors, pumps and mobile equipment where grounding conductors, a ground check conductor and metallic shielding are required. Recommended maximum continuous conductor temperature is 90°C. Suitable for shallow water submersion.

Cable carries "LR 82346" marking indicating approval to the Canadian Standards Association specification for Portable Power Cables C22.2 No. 96-17.

Tiger® Brand mining cables meet or exceed ASTM B-172 and B-33.

RATINGS & APPROVALS

- Canadian Standards Association C22.2 No. 96. File 82346, FT1, FT5, -50°C. CSA Phase Color ID available on Type SHD-GC, SHD-BGC up to 35kV.

100% INSULATION LEVEL

36-536-	Size AWG	Power Conductors		Grounding Conductors		Jacket Thickness mm	Ground Check Conductor Size AWG*	Nominal Outside Dimensions mm	Approx. Weight kg/km	Ampacity [†] 30°C Ambient Temp
		No. of Wires per Conductor	Insulation Thickness mm	Size AWG	Minimum No. of Wires per Conductor					
001CSA	1	259	8.76	6	133	4.27	8	79.60	7147	211
010CSA	1/0	266	8.76	5	133	4.49	8	82.10	7832	241
020CSA	2/0	323	8.76	4	259	4.49	8	85.50	8700	275
030CSA	3/0	418	8.76	3	259	4.49	8	88.50	9635	316
040CSA	4/0	532	8.76	2	259	4.49	8	92.30	10811	361
250CSA	250	627	8.76	1	259	4.49	8	94.00	11735	397
350CSA	350	888	8.76	1/0	266	4.72	8	101.10	14256	483

* Larger GC conductor sizes available upon request.

[†] 133% insulation level available on request

[‡] Jacket – CPE jacket. Black CPE is standard. Colored CPE available upon request.

** Ampacity – Based on continuous duty at 90°C conductor temperature.

Tolerances – ± 5% of nominal outside diameter

TPU JACKET COLORS





36-432



TYPE W ROUND 4/C MOLD-CURED JACKET • 2000 VOLTS

Conductors

Flexible tinned copper

Tape

Non-conducting

Insulation

90°C ethylene-propylene rubber (EPR)

Jacket¹

Reinforced mold-cured thermosetting Chlorinated Polyethylene (CPE) Jacket. Cable identification via permanent marking.



PURE INTEGRAL FILL
for greater torsion resistance

APPLICATION

Especially suitable for use with mobile mining equipment such as continuous miners, drills, cutters, loading machines, AC shuttle cars and pumps. Type W is for applications where bare grounding conductors are not required or desired. Recommended maximum continuous conductor temperature is 90°C.

Cable carries "P-7K-184 MSHA" marking indicating listing by the Mine Safety and Health Administration and the Pennsylvania Department of Environmental Protection.

Tiger® Brand Mining Cable meets or exceeds ICEA Standards S-75-381/NEMA WC-58, ASTM B-172 and B-33.

RATINGS & APPROVALS

- Mine Safety & Health Administration 184-MSHA.
- Pennsylvania Department of Environmental Protection P-184.
- Insulated Cable Engineers Association S-75-381/NEMA WC-58. Design standard for mining cables.
- Canadian Standards Association C22.2 No. 96 File 82346, FT1, FT5, -50°C
CSA Phase Color ID available on Type W, G, G-GC, BGC up to 2kV

36-432-	Power Conductors			Nominal Outside Dimensions in.	Approx. Weight lbs. per 1,000 ft.	Ampacity [*] 40°C Ambient Temp
	Size AWG	No. of Wires per Conductor	Insulation Thickness mils			
008	8	133	60	0.99	670	54
006	6	133	60	1.10	890	72
004	4	259	60	1.27	1250	93
002	2	259	60	1.48	1800	122
001	1	259	80	1.68	2270	143
010	1/0	266	80	1.79	2680	165
020	2/0	323	80	1.93	3200	192
030	3/0	418	80	2.07	3627	221
040	4/0	532	80	2.26	4650	255

¹ Jacket – Black CPE is standard. Colored CPE jackets available upon request.

* Ampacity – Based on continuous duty at 90°C conductor temperature.

Tolerances – ± 0.030" 8-1 AWG
± 0.040" 1/0 - 2/0 AWG
± 0.050" 3/0 - 4/0 AWG

CPE JACKET COLORS



Color/Stripe Combinations For CPE Jackets Only



36-442



TYPE G-GC ROUND 3/C MOLD-CURED JACKET 2000 VOLTS

Conductors

Flexible tinned copper

Ground Check Conductor²

Flexible tinned copper with yellow polypropylene insulation

Insulation

90°C ethylene-propylene rubber (EPR)

Ground Wires (2)

Flexible tinned copper

Jacket¹

Reinforced mold-cured thermosetting Chlorinated Polyethylene (CPE) Jacket. Cable identification via permanent marking.



APPLICATION

Especially suitable for use with mobile mining equipment such as continuous miners, drills, cutters, loading machines, AC shuttle cars and pumps. Type G-GC is for applications where grounding conductors and a ground check conductor are required. Recommended maximum continuous conductor temperature is 90°C. Suitable for shallow water submersion.

Cable carries "P-7K-184 MSHA" marking indicating listing by the Mine Safety and Health Administration and the Pennsylvania Department of Environmental Protection.

Tiger® Brand Mining Cable meets or exceeds ICEA Standards S-75-381/NEMA WC-58, ASTM B-172 and B-33.

RATINGS & APPROVALS

- Mine Safety & Health Administration 184-MSHA.
- Pennsylvania Department of Environmental Protection P-184.
- Insulated Cable Engineers Association S-75-381/NEMA WC-58. Design standard for mining cables.
- Canadian Standards Association C22.2 No. 96 File 82346, FT1, FT5, -40°C. CSA Phase Color ID available on Type W, G, G-GC, G-BGC up to 35kV.
- RETIE

36-442	Power Conductors			Grounding Conductors		Nominal Outside Dimensions in.	Approx. Weight lbs. per 1,000 ft.	Ampacity [*] 40°C Ambient Temp
	Size AWG	No. of Wires per Conductor	Insulation Thickness mils	Size AWG	No. of Wires per Conductor			
008	8	133	60	10	49	0.97	600	59
006	6	259	60	10	49	1.05	750	79
004	4	259	60	8	133	1.19	1070	104
002	2	259	60	7	133	1.34	1480	138
001	1	259	80	6	133	1.51	1890	161
010	1/0	266	80	5	133	1.65	2340	186
020	2/0	323	80	4	259	1.75	2750	215
030	3/0	418	80	2	259	1.89	3377	249
040	4/0	532	80	2	259	2.04	3980	287
250	250	627	95	2	259	2.39	5000	320
350	350	888	95	1/0	266	2.68	6750	394
500	500	1221	95	2/0	323	3.03	8900	487

CPE JACKET COLORS



Color/Stripe Combinations For CPE Jackets Only

¹ Jacket – Black CPE is standard. Colored CPE jackets available upon request.

² Ground Check Conductor – 10 AWG (minimum 49 strand 7x7) ground check conductor on 8 AWG through 2 AWG cable.

8 AWG (minimum 133 strand 7x19) ground check conductor on 1 AWG through 4/0 AWG cable.

6 AWG (minimum 133 strand 7x19) ground check conductor on 250 kcmil and larger cable.

* Ampacity – Based on continuous duty at 90°C conductor temperature.

Tolerances – ± 0.030" 8-1 AWG / ± 0.040" 1/0 - 2/0 AWG / ± 0.050" 3/0 - 4/0 AWG / ± 0.060" 250 - 500 kcmil



36-129



DRILLING MAST CABLE TWO CONDUCTOR • 600-2000 VOLTS

Conductors

Flexible tinned copper

Ground Wire

Flexible tinned copper

Control Group

Configuration to be specified by user

Tape

Non-conducting

Insulation

Ethylene-propylene rubber (EPR)

Reinforcement

Polypropylene reinforcing braid provides long flex life

Jacket

Reinforced mold-cured thermosetting rubber. Cable identification via permanent marking.



PURE INTEGRAL FILL
for greater torsion resistance

APPLICATION

Tiger® Brand 600-2,000 Volt two-conductor drilling mast cables are recommended for installations where long flex life, great flexibility and durability are desired. Applications include power and control for drill masts and other DC applications.

FEATURES

- Suitable for continuous operating temperatures of 90°C
- Suitable for use on drills, festoons, suspended loops and power tracks
- Heavy duty jacket offers excellent protection against abrasion, impact, heat, oil flame, ozone, alkali and acids.
- Extremely flexible stranding used for increased flexibility and ease of installation

RATINGS & APPROVALS

- 90°C Temperature Rating
- ASTM B-33: Standard Specification for Tinned Soft or Annealed Copper Wire for Electrical Purposes
- Materials meet or exceed ICEA S-75-381/NEMA WC-58, ASTM B-172 and CSA Standard C22.2 #96

36-129-	Power Conductors			Nominal Outside Dimensions in.	Approx. Weight lbs. per 1,000 ft.	Ampacity* 40°C Ambient Temp
	Size AWG	No. of Wires per Conductor	Insulation Thickness mils			
008	8	133	60	0.99	670	54
006	6	133	60	1.10	890	72
004	4	259	60	1.27	1250	93
002	2	259	60	1.48	1800	122
001	1	259	80	1.68	2270	143
010	1/0	266	80	1.79	2680	165
020	2/0	323	80	1.93	3200	192
030	3/0	418	80	2.07	3627	221
040	4/0	532	80	2.26	4650	255

CPE JACKET COLORS



Color/Stripe Combinations For CPE Jackets Only

† Jacket – Black CPE is standard. Colored CPE jackets available upon request.

* Ampacity – Based on continuous duty at 90°C conductor temperature.

Tolerances – ± 0.030" 8-1 AWG
± 0.040" 1/0 - 2/0 AWG
± 0.050" 3/0 - 4/0 AWG



36-501



VFD POWER CABLE SHIELDED • 2000 VOLTS • 3 CONDUCTORS + 3 GROUNDS + GROUND CHECK(S)

Ground Conductors (x3)

Flexible tinned rope stranded conductors per ASTM B-172 and B-33, Insulated and colored green

Insulation


Type II EPR suitable for continuous operation at 90°C. Ozone resistant.

Shield

Overall tinned copper braid plus aluminum/polyester tape providing 100% coverage

Jacket

Reinforced mold-cured thermosetting Chlorinated Polyethylene (CPE) Jacket. Cable identification via permanent marking.



Power Conductor

Extra flexible tinned rope stranded conductors per ASTM-172 and B-33

Ground Check Wire(s)¹

Flexible tinned copper with yellow insulation. Center ground check available



APPLICATION

A flexible, braid and foil shielded, 2kV power cable specifically engineered for use in variable frequency AC motor drive (VFD) applications.

Cable carries "P-184-MSHA" marking indicating acceptance as flame resistant by the Pennsylvania Department of Environmental Protection and the Mine Safety and Health Administration.

Tiger® Brand Mining Cable materials meet or exceed ICEA Standard S-75-381/NEMA WC-58 for Type SHC constructions; and ASTM B-172 and B-33.

RATINGS & APPROVALS

- 90°C Temperature Rating
- Tiger® Brand Mining Cable materials meet or exceed ICEA Standard S-75-381/NEMA WC-58.
- Mine Safety & Health Administration 184-MSHA.
- Pennsylvania Department of Environmental Protection P-184.
- Canadian Standards Association C22.2 No. 96 File 82346. CSA Phase Color ID available on MTO

OTHER CONSTRUCTIONS

- Highly flexible Gexol®, Rated 110°C
- Low Smoke Halogen-Free, Rated 110°C
- Crush & Impact Resistant (CIR®), Rated 110°C
- Flexible Type TC-ER, Rated 90°C

Part No. 36-501	Power Conductor Size AWG/ kcmil	Grounding Conductors Size AWG	Nominal Jacket Thickness in.	Nominal Diameter in.	Approx. Weight lbs./ft.	Ampacity [*] 90°C
002	2	8	0.155	1.43	1790	159
001	1	7	0.170	1.64	2150	184
010	1/0	6	0.170	1.74	2550	211
020	2/0	5	0.190	1.89	3100	243
030	3/0	4	0.190	2.01	4050	279
040	4/0	3	0.220	2.17	4390	321
250	250	3	0.220	2.40	5950	355
350	350	1	0.235	2.68	7840	435
500	500	1/0	0.265	3.03	9730	536

¹ Ground Check Conductor – #16 AWG extensible strand for center ground check.
#14 AWG is the minimum size for non-center ground check wires

* Ampacity Ratings – based on continuous duty at 90°C conductor temperature

• Cable diameters are subject to a +/- 5% manufacturing tolerance

CORRECTION FACTORS

For ampacities for various ambient temperatures above or below 40°C.

Ambient Temp. Degrees C	Multiplying Correction Factors
10	1.26
20	1.18
30	1.10
40	1.00
50	0.90



SAFETY, TRAINING AND EDUCATION

Safety and maximized cable productivity are AmerCable's top priorities for our customers. Our highly experienced field engineers are available 24/7 for on-site evaluation and productivity solutions. They also conduct education and training sessions that address safety, splicing and cable handling practices.



No other cable manufacturer offers this high level of value and solutions!

MINE-CABLE SAFE

MineCable-Safe is an investment in Safety and Productivity that brings the knowledge and experience of our field engineers to your mine. High voltage cables require special handling to get maximum service life and keep personnel safe. CAN YOU IDENTIFY THE DIFFERENCE BETWEEN A PRODUCTIVITY PROBLEM AND A SAFETY ISSUE?

Our experts can. We deliver a highly-valuable report that clearly identifies safety and productivity issues. The report includes recommendations on how to deploy, move and utilize cables more safely and to make your mine more productive. Follow-up can also include training sessions and engineered solutions.



"By implementing our Mine-Cable Safe recommendations, one of our customers enjoyed additional year-over-year earnings of \$450,000 through increased shovel uptime."



CABLE ASSEMBLIES



FACTORY INSTALLED

- Your cable assembly is built to your exact specifications and arrives ready for use
- Reduced prep, handling and installation time
- No need to maintain expensive connector inventory
- Professionally assembled
- Factory electrical testing before shipping
- AmerCable's on-time delivery rate and short lead times are #1 in the cable industry



CONSTRUCTIONS

- 2 – 25kV
- Stress Cones & fill
- ID Labeling
- Pothead Assemblies (up to 25kV)



AWG/Metric Cross Reference

AWG/kcmil Size	Area of AWG/kcmil in mm ²	Nearest Standard Metric Cond. mm ²
22	0.35	0.50
20	0.52	0.50
18	0.82	1.00
16	1.31	1.50
14	2.08	2.50
12	3.31	4
10	5.26	6
8	8.37	10
6	13.30	16
4	21.15	25
2	33.62	35
1	42.41	50
1/0	53.49	50
2/0	67.43	70
3/0	85.01	95
4/0	107.2	120
250	126.7	120
300	152.0	150
350	177.3	185
400	202.7	240
500	253.4	240
600	304.0	300
750	380.0	400
800	405.4	400
1000	506.7	500

Correction Factors

For ampacities for various ambient temperatures above or below 40°C.¹


Ambient Temp. Degrees C	Multiplying Correction Factors
10	1.26
20	1.18
30	1.10
40	1.00
50	0.90

Reel Correction Factors

For use with ampacities when one or more layers of cable are wound on a reel. Cables must be derated to prevent over heating on reel.¹

Number of Layers	Multiplying Correction Factors
1	0.85
2	0.65
3	0.45
4	0.35

¹Tables reproduced from standards publication ICEA-S-75-381, NEMA WC-58






JACKET ENHANCEMENT OPTIONS

TIGER STRIPES – STANDARD

AmerCable's standard **Tiger Stripes** provide an additional 21 color combinations for easier visual circuit identification. Stripes are vulcanized into the jacket and are available on contrasting jacket colors.

AVAILABLE ON ROUND CPE JACKETED CABLES ONLY.


Examples:



TIGER STRIPES – REFLECTIVE

AmerCable's reflective Tiger Stripes can extend cable life by reducing run-overs in low visibility situations. In addition to reducing run-overs, many customers now deploy our Tiger Stripes Reflective cables beside pit roads to help guide their hauler drivers at night.

AVAILABLE ON ROUND CPE JACKETED CABLES ONLY.





TIGER® BRAND

SURFACE MINING CABLES

AmerCable is the leading global manufacturer of surface and underground mining cables.






AmerCable is an ISO 9001 certified cable manufacturer that combines leading-edge technology, proven manufacturing techniques and high-quality service to deliver the finest mining cable products available.

AmerCable serves a worldwide customer base from our manufacturing facility in El Dorado, Arkansas. Our professional field engineers and customer support team work directly, or in partnership with a network of independent distributors, to deliver productivity enhancing cable solutions.

WHAT CAN YOU EXPECT FROM AMERCABLE?

- High-Quality Cable with an Emphasis on Safety
- On-Time Delivery
- Professional Sales, Support and Service
- Strategic Inventory Locations
- Short Lead Times



Made in America

FOLLOW US!



AmerCable

350 Bailey Road • El Dorado, Arkansas USA
(870) 862-4919 • (800) 643-1516
Fax (870) 862-9613
e-mail: amercable.mining@mattr.com
www.AmerCable.com